
Medium Duty Operator's Manual Supplement

This supplement contains information related to the entire section of the manual titled "GETTING TO YOUR ENGINE". Specifically, it contains instructions about the hood safety cable that is not correct in the Operator's Manual supplied with your vehicle. Information contained here supercedes the information found in the Peterbilt Operator's Manual.

PART 3: GETTING TO YOUR ENGINE

Hood Hold Downs and Tilt

The hood is secured in its closed position by an external latch on each side. These latches serve as hold downs and keep the hood from opening unexpectedly.

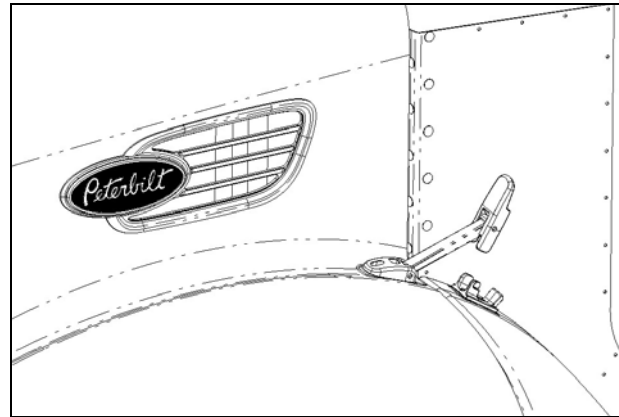


CAUTION: *If you do not latch the hood securely, it could open during operation and cause vehicle damage. Be sure to latch the hood securely before moving the vehicle.*



WARNING! *A pivoting hood could hurt someone or be damaged itself. Before opening or closing the hood, be sure there are no people or objects in the way. Failure to stand in a position of safety can cause death or personal injury.*

To open the hood, unlatch both of the hood hold downs.




UNLATCHED



WARNING! *Before opening the hood, make sure your footing is secure and stable. Failure to do so may cause the hood to close uncontrollably which may result in death or personal injury.*

Put one hand on the hood handle (just above the Peterbilt emblem), one foot on the bumper, and one foot on the ground. Tilt the hood forward.



Locate the hood safety cable as shown in the following section and attach it to the hook on the hood.



WARNING! Always attach the hood safety cable to keep a hood open any time anyone gets under a hood for any reason. Failure to do so may allow the hood to fall unexpectedly resulting in death or personal injury.

To close the hood, you must first detach the hood safety cable from the hook on the hood.



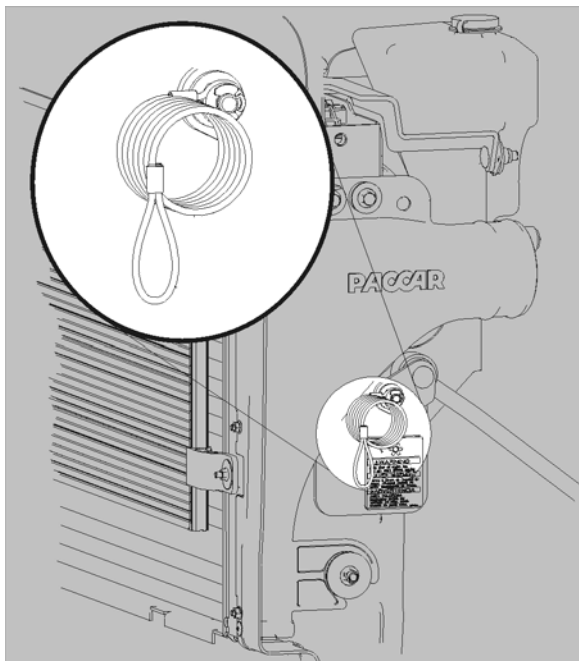
WARNING! Before closing the hood, be sure the area is clear—no people or objects are in the way. Failure to do so may result in death or personal injury.



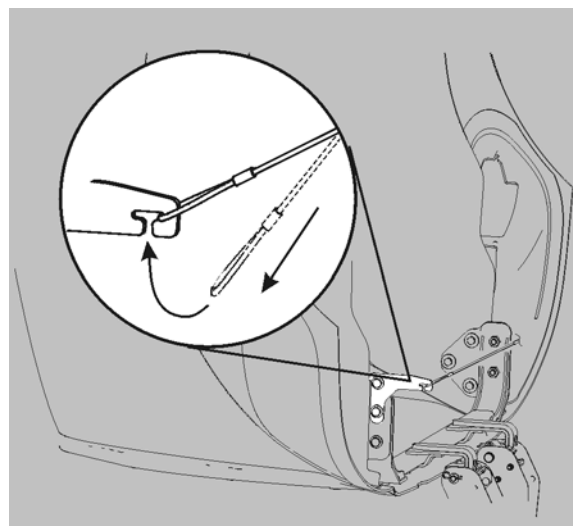
CAUTION: To avoid hood damage when closing the hood, detach the safety cable from the hook on the hood before closing the hood.

Safety Cable

The cable is on the driver's side of the radiator. Unwind the cable by pulling on it and attach the loop of the cable to the hook on the hood.



Safety cable in its stored position



Safety cable in its attached position with hood open